

Beef Cattle Benchmarks

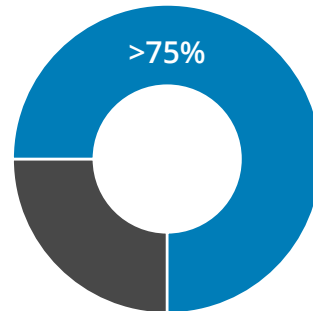
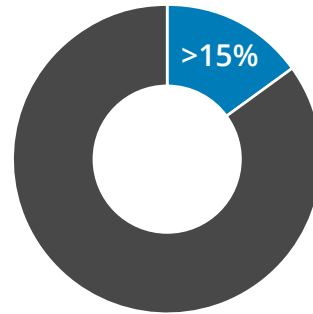
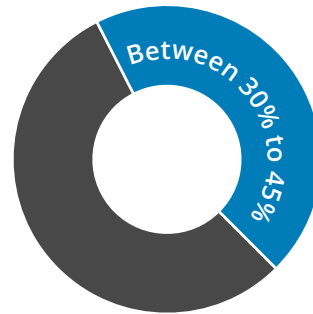
Example Benchmark

Nutrition Base Expense as a Percent of Total Expenses

Labor and Management Expense as a Percent of Total Revenue

Operating Expense as a Percentage of Total Revenue

Example Target Level



Net Income Ratio	>5%
Current Ratio	>2.0
Equity to Asset Ratio (Market Basis)	>50%
Asset Turnover Ratio (Cost Basis)	>15%
Rate of Return on Assets (Market Basis)	>1.5%

SOURCE: Texas A&M AgriLife Extension

